

Inferno MP10 TK12 SETUP SHEET

ver. 1.03 KYOSHO

Name of Driver		Date	Track	Engine	Plug	Muffler
Spencer Klein		5/13/2022	Shaws rc track	Alpha dragon 4 edition 2	Proteck p3 gold	Alpha 2134
Condition: <i>Setup table with dry bottom at Temp: 80°</i>						
Spur Gear	Clutch Bell	Clutch Spring	Clutch Shoe	Tire	Tire Insert	Wheel
45 T	<input type="checkbox"/> Std. <input type="checkbox"/> LW	<input type="checkbox"/> 0.90 <input type="checkbox"/> 1.00 <input type="checkbox"/> 0.95 <input type="checkbox"/> 1.10	Carbon <input checked="" type="checkbox"/> Aluminum <input checked="" type="checkbox"/>	Tire: <i>See tire size chart</i> Compounds: <i>SW</i>	aka	aka
						Body Fuel
						stock Tnr 30%

● Diff. Gear Set-Up

	Front	Center	Rear
Diff. Gear	<input checked="" type="checkbox"/> 10/20 <input type="checkbox"/> 12/18 <input type="checkbox"/> SD	<input checked="" type="checkbox"/> 10/20 <input type="checkbox"/> 12/18 <input type="checkbox"/> SD	<input checked="" type="checkbox"/> 10/20 <input type="checkbox"/> 12/18 <input type="checkbox"/> SD
	<input checked="" type="checkbox"/> 3/13 <input type="checkbox"/> 4/12 # 7k	Diff. Size <input type="checkbox"/> Small <input type="checkbox"/> Large # 7k	<input checked="" type="checkbox"/> 3/13 <input type="checkbox"/> 4/12 # 7k

● Shock Set-Up

	Front	Rear
Shock Type	P - w/ Diaphragm A - Aeration 50 - A	55 - A
Shock Piston	B - Black W - White T - Taper φ 5 x 1.4W	φ 5 x 1.4W
Shock Oil	# 600cst	# 550cst
Shock Spring	81mm Dk blue	88mm purple

● Ride Height

Front	Rear
26mm	28mm

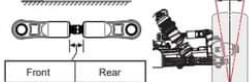


● Rebound

Front	Rear
106.5mm	122.5mm

● Camber Angle

Front	Rear
-	+



● Toe Angle

Front	Rear
+ 2°	2.5°



● Wheelbase

Collar of Rear Hub	Front Side	Rear Side
	5mm	0mm



● Shock Mount Position



Shock Stay	Front	Rear
	<input type="checkbox"/> Short <input checked="" type="checkbox"/> Long	<input type="checkbox"/> Short <input checked="" type="checkbox"/> Long
	<input type="checkbox"/> Alu <input checked="" type="checkbox"/> Carbon	<input type="checkbox"/> Alu <input checked="" type="checkbox"/> Carbon

● Rear Upper Arm Position

Sus. Arm	Front	Rear
	<input type="checkbox"/> In <input checked="" type="checkbox"/> Out	<input type="checkbox"/> In <input checked="" type="checkbox"/> Out

Shock Bush	Front	Rear
	<input checked="" type="checkbox"/> Short <input type="checkbox"/> Std. <input type="checkbox"/> Long	<input type="checkbox"/> Short <input checked="" type="checkbox"/> Std. <input type="checkbox"/> Long
	<input type="checkbox"/> Alu <input checked="" type="checkbox"/> Carbon	<input type="checkbox"/> Alu <input checked="" type="checkbox"/> Carbon

● Rear Wheel Hub

	Narrow	Std.	Wide
	<input type="checkbox"/>	<input type="checkbox"/>	<input checked="" type="checkbox"/>



● Front Sus. Arm

<input type="checkbox"/> SS	<input checked="" type="checkbox"/> Soft (Std.)	<input type="checkbox"/> Hard
-----------------------------	---	-------------------------------

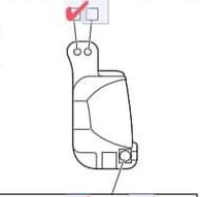
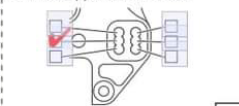
● Front Hub Carrier

<input type="checkbox"/> Plastic	<input checked="" type="checkbox"/> Aluminum
<input type="checkbox"/> 13°	<input checked="" type="checkbox"/> 16°
<input type="checkbox"/> 17.5°	<input type="checkbox"/> 19°
<input type="checkbox"/> 22°	

● Front Sus. Bush

Rear Side	<input type="checkbox"/> <input checked="" type="checkbox"/>
-----------	--

● Front Upper Arm Position



● Front Wheel Hub

<input type="checkbox"/> Narrow	<input type="checkbox"/> Std.	<input checked="" type="checkbox"/> Wide
---------------------------------	-------------------------------	--

Lower Bush	<input checked="" type="checkbox"/> Plastic	<input type="checkbox"/> Brass
	-1°	0°
	<input type="checkbox"/>	<input checked="" type="checkbox"/> +1°

● Rear Sus. Bush

Front Side	<input type="checkbox"/> <input checked="" type="checkbox"/> <input type="checkbox"/> <input type="checkbox"/>
Rear Side	<input type="checkbox"/> <input checked="" type="checkbox"/> <input type="checkbox"/> <input checked="" type="checkbox"/>

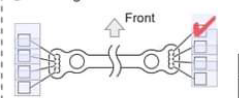
● Rear Sus. Arm

<input checked="" type="checkbox"/> Soft (Std.)	<input type="checkbox"/> Hard
Short	<input type="checkbox"/>
Medium	<input checked="" type="checkbox"/>
Long	<input type="checkbox"/>

● Servo Horn

Steering	<input type="checkbox"/> Plastic	<input type="checkbox"/> Plastic
	<input checked="" type="checkbox"/> AL. Long	<input checked="" type="checkbox"/> AL.
	<input type="checkbox"/> AL. Short	

● Steering Plate



● Sway Bar

Front	Rear
φ2.7mm	φ2.9mm
mm	mm

● Weight

Front	Rear
<input type="checkbox"/> None	<input type="checkbox"/> None
<input type="checkbox"/> FW604-10	<input type="checkbox"/> FW605-10
<input type="checkbox"/> FW604-20	<input checked="" type="checkbox"/> FW605-20
<input type="checkbox"/> other	<input type="checkbox"/> other

● Wing

<input type="checkbox"/> F491(TK14)	Flap	<input checked="" type="checkbox"/> None
		<input type="checkbox"/> 5mm
		<input type="checkbox"/> 8mm
		<input type="checkbox"/> Holes

- 2 wing uptravel limiters on front shocks
- dremel front arms to allow for far forward position on akerman bar.
- 55mm rear shocks with 66mm shafts
- carbon fiber radio tray
- carbon fiber front bulkhead support
- 1.5mm motor mount spacers
- rear dogbone
- alm servo savor upper
- take 1mm from bumpsteer washer
- alpha 4 shoe with 2 soft 2 medium springs all alm shoes
- trottle servo brace